

A
MINOR PROJECT
ON

“UncoverNCR”

Submitted for partial fulfilment of requirement for the awarded of
Degree of

Bachelor of Computer Application

Of

**CHAUDHARY CHARAN SINGH UNIVERSITY,
MEERUT**

Session 2021-2024

Supervised By:

Dr. Anand Kiran

Signature_____

Submitted By:

Md Minhaz

Paper Code: 507

Roll No: 210879106049

BCA 5th Semester



HIERANK BUSINESS SCHOOL
A-42, Institutional Area, Sector-62, Noida, UP

DECLARATION

I the undersigned solemnly declare the MINOR Project entitled.

“UncoverNCR” is based on my own work carried out during my study under the supervision and guidance of Dr. Anand Kiran.

I declare that the statements made, and conclusion drawn are an outcome of my project work.

I further declare that to the best of my knowledge and belief the project report does not contain any part/work which has been submitted for the award of any other degree/diploma/certificate in this university or any other university.

Name of Student: Md Minhaz

Roll No.: 210879106049

Abstract

"UncoverNCR" is a web-based tourism application designed to facilitate exploration of tourist spots in Delhi and the National Capital Region (NCR). Crafted with HTML, CSS, and JavaScript, the project seamlessly integrates user-friendly interfaces and interactive features to enhance the tourism experience.

The application provides a comprehensive guide to diverse attractions, ensuring users can easily discover and plan their visits to historical landmarks, cultural hotspots, and natural wonders in and around Delhi.

With a responsive design, UncoverNCR offers an engaging platform that adapts to various devices, enhancing accessibility. The incorporation of dynamic elements and intuitive navigation makes it user-friendly for individuals seeking information on local tourist destinations. UncoverNCR not only serves as an informative guide but also encourages users to delve into the rich tapestry of Delhi and its neighboring regions, fostering a deeper appreciation for the cultural and historical heritage they offer.

Acknowledgement

I would like to take this opportunity to express my sincerest gratitude to all the people without whom the project would not have been a success. To begin with I would like to express my deep-felt gratitude to of DR. ANAND KIRAN for providing me with invaluable guidance from time to time.

I would also like to thank all the faculty members for the wonderful working environment that I had the pleasure of working in.

I am highly indebted to DR. ANAND KIRAN whose able guidance and constant feedback inspired me to improve my skills at every stage. Without her in valuable expertise, insightful input the minor project would not have been taken its present shape.

Name of Student: Md Minhaz
Roll No.: 210879106049

Index

Introduction.....	1
1.1 Background of the Study.....	1
1.2 Problem Statement	1
1.3 Objective(s), Scope and Limitations	2
1.4. Assumptions:.....	2
Feasibility Study.....	3
1.1 Technical Feasibility:.....	3
1.2 Economic Feasibility.....	3
1.3 Operational Feasibility.....	3
Design.....	4
3.1 Data Flow Diagram.....	4
Implementation	5
4.1 Coding.....	6
4.1.1 Home Page.....	6
4.1.2 Pricing Page	15
4.1.3 Contact Page	18
4.1.4 Offers Page.....	21
4.1.5 Login page	24
4.1.6 CSS Code.....	26
4.1.7 JavaScript Section.....	41
Testing.....	42
Conclusion and future scope	46
References.....	47

Introduction

"UncoverNCR is a dynamic tourism web application designed to explore enchanting destinations in Delhi and the NCR region. Experience seamless navigation and discover hidden gems with this interactive platform."

1.1 Background of the Study

"UncoverNCR" is a web-based tourism application developed using HTML, CSS, and JavaScript, designed to enhance the exploration of tourist spots in Delhi and the National Capital Region (NCR). With a user-friendly interface, the application aims to provide a seamless experience for users seeking information about popular destinations, historical landmarks, and cultural sites. By amalgamating technology and tourism, UncoverNCR aims to facilitate a comprehensive and engaging platform for both locals and visitors, fostering a deeper appreciation for the rich heritage and diverse attractions within the Delhi NCR region.

1.2 Problem Statement

The "UncoverNCR" project aims to address the lack of a centralized and user-friendly platform for exploring tourism spots in Delhi and the NCR region. Existing resources are fragmented and may not provide comprehensive information. This project seeks to create a dynamic web application using HTML, CSS, and JavaScript to offer an intuitive and interactive interface for users to discover, learn about, and plan visits to various tourist attractions in the area. The goal is to enhance the overall tourism experience by providing a centralized and accessible source of information for both locals and visitors.

1.3 Objective(s), Scope and Limitations

1.3.1 Objective:

UncoverNCR aims to provide an interactive platform for users to discover and explore tourist spots in Delhi and NCR. The project focuses on enhancing user experience through intuitive design and features, fostering a digital connection to the cultural and historical richness of the region.

1.3.2 Scope:

The project encompasses a comprehensive database of tourist destinations, utilizing HTML, CSS, and JavaScript for a dynamic and user-friendly interface. It targets local and global audiences, facilitating virtual exploration and fostering an appreciation for the diverse attractions in Delhi and its neighboring regions.

1.3.3 Limitation:

UncoverNCR is limited to the accuracy and completeness of available data on tourist spots. Real-time updates may be constrained, and the application relies on internet connectivity. Additionally, the project does not incorporate advanced features like user-generated content or social media integration, focusing primarily on essential functionalities.

1.4. Assumptions:

The researchers assume the following assumptions:

1. **User Accessibility:** The project assumes that users have basic internet access and are familiar with standard web browsers, ensuring seamless interaction with the UncoverNCR application.
2. **Location Accuracy:** It assumes that the geographical data provided for tourism spots in Delhi and NCR is accurate, allowing users to rely on precise location information for their travel plans.
3. **Device Compatibility::** The study assumes that the application is compatible with a range of devices, including smartphones and desktops, ensuring a consistent and user-friendly experience for tourists accessing UncoverNCR across different platforms.

Feasibility Study

It is the important part of our system. Feasibility study helps us to know-

1. Whether or not we can complete implementing the proposed system.
2. The proposed system is worth implementing or not.
3. How beneficial or determined it might be.

1.1 Technical Feasibility:

1. The existing technology is very much available in this project.
2. Resources are available to use.
3. To complete the project, we have reliable platform.
4. The platform which we are using is an open-source development platform that can develop web-based application, mobile applications, desktop application, etc.
5. In the future the technology gets developed, our system can be easily updated as per necessity.

1.2 Economic Feasibility:

1. In the existing platform most of the resources are free of cost. So, we can develop the software at very low cost.
2. The necessary software is already within our reach.
3. The system is feasible in all respects and hence it encourages taking up the system design.

1.3 Operational Feasibility:

1. The system is robust, so there is very little possibility of any kind of crashing and damage.
2. The platform which we are using has a lot of security scope for software that is being developed.
3. Designed to be used by only the weather forecasting.
4. The user is benefited more by this as most of his time is saved.

Implementation

This project is developed using HTML, CSS, JavaScript, Nodejs and APIs For fetching imgs. Image Finder app is developed in VS Code IDE.

HTML:

HTML, or HyperText Markup Language, is the fundamental building block of the World Wide Web. Developed by Tim Berners-Lee in 1991, HTML serves as the standard markup language for creating web pages. It provides a structure for content by using a system of tags, each with a specific purpose. These tags define elements such as headings, paragraphs, links, images, and more.

HTML operates on a hierarchical structure, with a root `<html>` tag encompassing the entire document, further divided into `<head>` and `<body>` sections. The `<head>` contains metadata like title and character set, while the `<body>` encapsulates the visible content. Tags like `<h1>` to `<h6>` denote headings, `<p>` signifies paragraphs, and `<a>` creates hyperlinks. Attributes within tags offer additional information or functionality.

CSS:

CSS, or Cascading Style Sheets, is a fundamental technology in web development used to control the visual presentation of HTML documents. It enables developers to define the layout, colors, fonts, and other stylistic aspects of a webpage. CSS follows a cascading order, where styles can be applied at different levels, allowing for flexibility and ease of maintenance.

Selectors in CSS target HTML elements, and properties define how those elements should appear. CSS rules can be written inline, embedded within HTML documents, or linked externally, promoting separation of concerns and reusability. Media queries within CSS facilitate responsive design, adapting layouts for various screen sizes.

JavaScript:

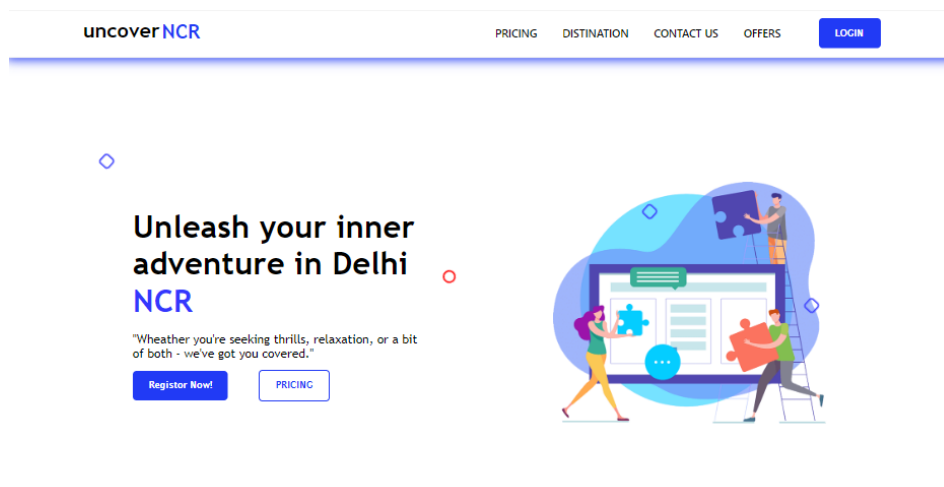
JavaScript is a versatile programming language primarily used for building dynamic and interactive web pages. Developed by Netscape in 1995, it has become an integral part of front-end web development alongside HTML and CSS. JavaScript allows developers to create responsive, client-side applications that run directly in a user's browser. Its event-driven nature enables the handling of user actions, such as clicks and key presses, enhancing the user experience.

VS Code IDE:

Visual Studio Code (VS Code) is a popular open-source code editor developed by Microsoft. Launched in 2015, it quickly gained traction due to its lightweight nature, extensive features, and support for various programming languages. VS Code provides a customizable and intuitive interface with features like IntelliSense, debugging support, and version control integration. Its extensive extension marketplace allows users to enhance functionality for different languages and frameworks. Known for its speed and versatility, VS Code has become a go-to choice for developers across the globe, fostering a thriving community and contributing to its continual evolution through regular updates and improvements.

4.1 Coding:

4.1.1 Home Page



HTML CODE:-

```
<!DOCTYPE html>
<html lang="en">

<head>
  <meta charset="UTF-8">
  <meta http-equiv="X-UA-Compatible" content="IE=edge">
  <meta name="viewport" content="width=device-width, initial-scale=1.0">
  <title>uncoverNCR.com</title>
  <link rel="stylesheet" href="CSS/uncoverNCR.css">
  <link rel="stylesheet" media="screen and (max-width :1270px)" href="CSS/responsive.css">
  <link rel="preconnect" href="https://fonts.googleapis.com">
  <link rel="preconnect" href="https://fonts.gstatic.com" crossorigin>
  <link href="https://fonts.googleapis.com/css2?family=PT+Serif&display=swap" rel="stylesheet">
</head>

<body>
  <!-- SideBar -->
  <div class="left-bar">
    <div class="cross">
      <div id="Cros1" class="cross1"></div>
      <div id="Cros2" class="cross2"></div>
    </div>
    <ul>
      <li><a href="pricing.html">PRICING</a></li>
```

```
<li><a href="https://www.thrillophilia.com/places-to-visit-in-delhi">DISTINATION</a></li>
<li><a href="contact.html">CONTACT US</a></li>
<li><a href="offers.html">OFFERS</a></li>
<a class="btn" href="login.html">LOGIN</a>
</ul>
</div>

<!-- Navigation Bar -->
<nav class="navbar">
  <!--  -->
</div>
<div class="name">
  <h1 class="uncover">uncover</h1>
  <h1 class="NCR">NCR</h1>
</div>
<div class="Links">
  <ul>
    <li><a href="pricing.html">PRICING</a></li>
    <li><a href="https://www.thrillophilia.com/places-to-visit-in-delhi">DISTINATION</a></li>
    <li><a href="contact.html">CONTACT US</a></li>
    <li><a href="offers.html">OFFERS</a></li>
    <a class="btn" href="login.html">LOGIN</a>
  </ul>
  <div class="slidebar">
    <div class="slide">
      <div id="Top" class="spin top"></div>
      <div id="mid" class="spin mid"></div>
      <div id="bot" class="spin bottom"></div>
    </div>
  </div>
</nav>
</div>

<!-- Section-1 -->

<div class="login"></div>

<section class="home">
  <div class="background-shapes">
    <div id="b1" class="box1"></div>
    <div id="b2" class="box1"></div>
    <div id="b3" class="box1"></div>
    <div id="b4" class="box1"></div>
    <div id="c1" class="circle"></div>
    <div id="c2" class="circle"></div>
  </div>
  <div class="container">
```

```
<div class="content align-item-center">
  <div class="text-area">
    <h2 class="h2">
      Unleash your inner adventure in Delhi
    <span style="color: #3437fd;">NCR</span>
    </h2>
    <h5 class="h5">
      "Wheather you're seeking thrills, relaxation, or a bit of both - we've got you covered."
    </h5>
    <a class="btn1" href="/login.html">Registor Now!</a>
    <a class="btn2" href="/pricing.html">PRICING</a>
  </div>
  <div class="img-cont">
    
  </div>
</div>
<div class="border">
  <div class="border1 "></div>
</div>
</section>

<!-- Section-2 -->

<section class="S1">

  <section class="home1 align-item-center">
    <div class="container2 align-item-center">
      <h4 class="button align-item-center">Features</h4>
      <h3 style="color: black;" class="heading align-item-center">Outperform your last </h3>
      <h3 style="color: black;" class="heading align-item-center">trip by our ourstanding</h3>
      <h3 style="color: black;" class="heading align-item-center"> features</h3>
      <div class="line align-item-center"></div>
    </div>
  </section>

  <section class="home2">

    <div class="box-cont align-item-center">
      <div class="box align-item-center">

        <div id="P1" class="pic align-item-center"></div>
        <h3 class="align-item-center">Customized Travel Packages</h3>
        <h5 class="align-item-center">We offer trailored travel Packages to meet</h5>
        <h5 class="align-item-center">without compromising on quality or comfort</h5>

      </div>

    </div>

  </section>

</div>
```

```
</div>
<div class="box-cont align-item-center">
  <div class="box align-item-center">

    <div id="P2" class="pic align-item-center"></div>
    <h3 class="align-item-center">Competitive Pricing</h3>
    <h5 class="align-item-center">We strive to provide affordable travel packages</h5>
    <h5 class="align-item-center">without compromising on quality or comfort</h5>

  </div>
</div>
<div class="box-cont align-item-center">
  <div class="box align-item-center">

    <div id="P2" class="pic align-item-center"></div>
    <h3 class="align-item-center">Safety and security</h3>
    <h5 class="align-item-center">This means providing reliable and safe transportation </h5>
    <h5 class="align-item-center">well-vetted accommodations and helpful tips and advice</h5>
    <h5 class="align-item-center">on how to stay safe while traveling</h5>

  </div>
</div>
<div class="box-cont align-item-center">
  <div class="box align-item-center">

    <div id="P4" class="pic align-item-center"></div>
    <h3 class="align-item-center">Wide range of destination</h3>
    <h5 class="align-item-center">we offer a diverse range of travel destinations</h5>
    <h5 class="align-item-center">from exotic monuments and vibrant cities</h5>

  </div>
</div>
<div class="box-cont align-item-center">
  <div class="box align-item-center">

    <div id="P5" class="pic align-item-center"></div>
    <h3 class="align-item-center">Efficient customer service</h3>
    <h5 class="align-item-center"> A successful travel agency should provide efficient</h5>
    <h5 class="align-item-center">customer service instant response to your customers</h5>

  </div>
</div>
<div class="box-cont align-item-center">
  <div class="box align-item-center">
```

```

<div id="P6" class="pic align-item-center"></div>
<h3 class="align-item-center">Online presence</h3>
<h5 class="align-item-center">We have user-friendly website and active social media</h5>
<h5 class="align-item-center">accounts can make it easier for clients</h5>
<!-- <h5 class="align-item-center">one place</h5> -->

```

```

</div>
</div>
</section>

```

```

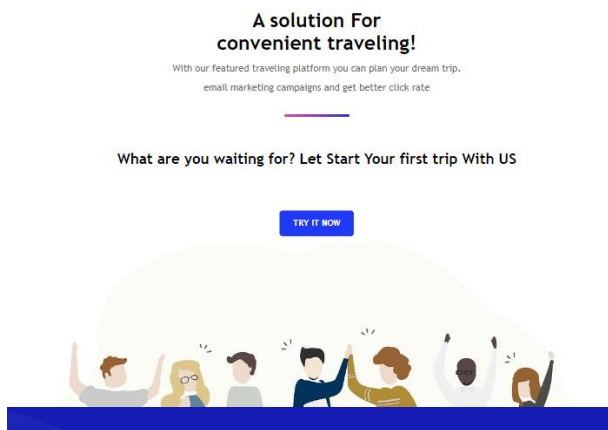
</section>

```

```

<!-- Section-3 -->

```



```

<section id="S22" class="S2">

```

```

<section class="part-1">
  <div class="Box1">
    <div class="BOX">
      <div class="Top align-item-center">
        <h4 class="button align-item-center">THE BRIGHT FEATURE</h4>
        <h3 id="color-black" class="heading align-item-center">We're more than a tourism</h3>
        <h3 id="color-black" class="heading align-item-center">platform. Explore</h3>
        <h3 id="color-black" class="heading align-item-center">our features to get most out
of</h3>
        <h3 id="color-black" class="heading align-item-center">campaigns</h3>
        <div class="line align-item-center"></div>
      </div>
    </div>
  </div>
</section>

```

```

<section class="part-2 align-item-center ">
  <div class="cont-of-3">
    <div class="box3-1">

```

```
<div class="Pic"></div>
<div class="text">
  <h3 class="H3">Easy To Book</h3>
  <h5 class="H5">Create bounce servers and asociate it with delivery servers in order to catch
the returning
  emails and take proper actions.</h5>
</div>
</div>

<div class="box3-1"></div>
<div class="box3-1"></div>
</div>

<div class="cont-of-3">
  <div class="box3-1">
    <div class="Pic"></div>
    <div class="text">
      <h3 class="H3">Premium Support</h3>
      <h5 class="H5">Schedule appointment as per your convenience with our technical support
executives and they
      will be ready for you</h5>
    </div>
  </div>
</div>

<div class="box3-1"></div>
<div class="box3-1"></div>
</div>

<div class="cont-of-3">
  <div class="box3-1">
    <div class="Pic"></div>
    <div class="text">
      <h3 class="H3">Easy and Reliable Services</h3>
      <h5 class="H5">Use our fully featured and easy to use dashboard where your can track your
campaign
      activities and take proper decisions.</h5>
    </div>
  </div>
</div>

</div>

</section>
</section>

<!-- Section-4 -->

<section class="S3 align-item-center">
  <div class="img-text">
```



```


<div class="text-area">
  <h2 class="head">Personalize Recommendation</h2>
  <h5 class="about-head">A tourism platform can use user data to offer personalized travel
recommendations and
  suggestions based on users' past bookings and preferences</h5>
</div>
</div>
</section>
<div class="border">
  <div class="border1 "></div>
</div>

<section class="S4 align-item-center">

  <div class="CONTAINER">
    <h3 class="head align-item-center">A solution For</h3>
    <h3 class="head align-item-center">convenient traveling!</h3>
    <h5 class="About-head align-item-center">With our featured traveling platform you can plan
your dream trip.</H5>
    <h5 class="About-head align-item-center">email marketing campaigns and get better click rate
</H5>
    <div class="line align-item-center"></div>
    <h4 class="extra align-item-center">What are you waiting for? Let Start Your first trip With
US</h4>
    <a id="but1" class="btn1 align-item-center" href="">TRY IT NOW</a>

    
  </div>

</section>

<!-- Section-5 -->

<section class="S5">

  <div class="cont5">
    <div class="BOX">
      <div class="Top align-item-center">
        <h3 id="temp" class="heading align-item-center">Our Happy Clients</h3>
        <h5 class="about-Head align-item-center">Our clients praise us for our great results and
personable service.
        </h5>
      <div class="line align-item-center"></div>
    </div>

    </div>
    <div class="slider align-item-center">

```

```
<div class="slide-box align-item-center">

  <div class="card-cont align-item-center">
    <div id="c-1" class="card-1 align-item-center">
      <h5 class="views align-item-center">"I had an amazing experience at this hotel. The staff
was incredibly
      friendly and accommodating, and the location was perfect for exploring the city.</h5>
      <h4 class="blue-text align-item-center">Shivani Thakur</h4>
    </div>
    <div id="c-2" class="card-2 align-item-center">
      <h5 class="views align-item-center">"I would highly recommend this tour to anyone
visiting the area. Our
      guide was knowledgeable and engaging, and we got to see some incredible sights."</h5>
      <h4 class="blue-text align-item-center">Aryan Singh</h4>
    </div>
    <div id="c-3" class="card-3">
      <h5 class="views align-item-center">"This restaurant had some of the best food I've ever
tasted. The
      atmosphere was cozy and welcoming, and the service was excellent."</h5>
      <h4 class="blue-text align-item-center">Sachin Dixit</h4>
    </div>
  </div>

  <div class="dots align-item-center">

    <div id="dot1" class="dot"></div>
    <div id="dot2" class="dot"></div>
    <div id="dot3" class="dot"></div>

  </div>

</div>
</div>

<div class="last align-item-center">
  <h3 id="color-black" class="heading align-item-center">Start your Trip Soon. Are you ready
to Dive into the
  World of tourism ?</h3>
  <h3 id="color-black" class="heading align-item-center"> All Payment Methods Are
Accepted</h3>
  <div class="line align-item-center"></div>
  <h4 id="but2" class="btn1 align-item-center">THE BRIGHT FEATURE</h4>
</div>

</section>

<!-- Footer Area -->
```

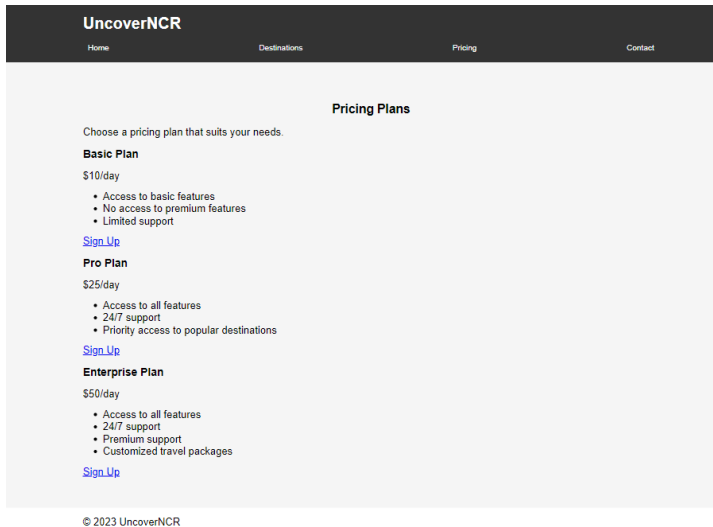
```
<footer>
  <div class="Last-Div align-item-center">
    <div class="l1">
      <div class="f1 align-item-center">
        <h5 class="for-font">Start your journey with us and get satisfied experience on your
upcoming Touring
        campaigns</h5>
        <h5 class="for-font">© 2020-2022. All rights reserved.</h5>
      </div>

      <div class="f2">
        <div class="HeAD for-font-head">Useful Links</div>
        <ul>
          <a id="EndLinks" <li class="for-font" href="https://www.thrillophilia.com/places-to-visit-
in-delhi">Distination</li></a>
          <a id="EndLinks" <li class="for-font" href="pricing.html">Pricing </li></a>
          <a id="EndLinks" <li class="for-font" href="offers.html">Offers</li></a>
          <a id="EndLinks" <li class="for-font" href="contact.html">Contact Us</li> </a>
        </ul>
      </div>
    </div>

    <div class="l2">
      <div class="f3">
        <div class="HeAD for-font-head">Company</div>
        <ul>
          <a id="EndLinks" <li class="for-font" href="">About Us</li></a>
          <a id="EndLinks" <li class="for-font" href="">Privacy Policy</li></a>
          <a id="EndLinks" <li class="for-font" href="">Terms of Services</li></a>
          <a id="EndLinks" <li class="for-font" href="">Digital Services</li></a>
          <a id="EndLinks" <li class="for-font" href="contact.html">Contact & Support</li></a>
        </ul>
      </div>

      <div class="f4">
        <div class="HeAD for-font-head">Our Social Networks</div>
        <h5 class="for-font">Another way you can also search for us on social networks</h5>
      </div>
    </div>
  </footer>
  <script src="uncoverNCR.js"></script>
</body>
```

•

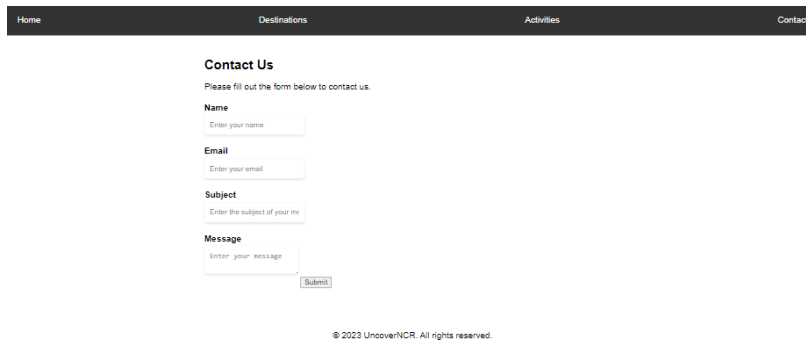
>Pricing:

```
<!DOCTYPE html>
<html lang="en">
<head>  <meta charset="UTF-8">
        <title>Pricing - Tourism Website</title>
        <link rel="stylesheet" href="style.css">
</head>
<style>
    /* Global styles */

    * {
        box-sizing: border-box;
    }
    body {
        margin: 0;
        font-family: Arial, sans-serif;
    }
    .container {
        max-width: 1200px;
        margin: 0 auto;
        padding: 0 20px;
    }
    header {
        background-color: #333;
        color: #fff;
        padding: 20px;
    }
```

```
nav ul {
  margin: 0;
  padding: 0;
  list-style: none;
  display: flex;
  justify-content: space-between;
}
nav ul li {
  margin: 0 10px;
}
nav ul li a {
  color: #fff;
  text-decoration: none;
}
.pricing {
  background-color: #f5f5f5;
  padding: 60px 0;}
.pricing h2 {
  text-align: center;}
</style>
<body>
  <header>
    <div class="container">
      <h1>UncoverNCR</h1>
      <nav><ul>
        <li><a href="index.html">Home</a></li>
        <li><a href="https://www.thrillophilia.com/places-to-visit-in-
delhi">Destinations</a></li>
        <li><a href="pricing.html" class="active">Pricing</a></li>
        <li><a href="contact.html">Contact</a></li></ul>
      </nav>
    </div>
  </header>
  <section class="pricing">
    <div class="container">
      <h2>Pricing Plans</h2>
      <p>Choose a pricing plan that suits your needs.</p>
      <div class="pricing-plans">
        <div class="plan">
          <h3>Basic Plan</h3>
```

```
<div class="price">$10<span>/day</span></div>
<ul>
    <li>Access to basic features</li>
    <li>No access to premium features</li>
    <li>Limited support</li>
</ul>
<a href="#" class="button">Sign Up</a>
</div>
<div class="plan featured">
    <h3>Pro Plan</h3>
    <div class="price">$25<span>/day</span></div>
    <ul>
        <li>Access to all features</li>
        <li>24/7 support</li>
        <li>Priority access to popular destinations</li>
    </ul>
    <a href="contact.html" class="button">Sign Up</a>
</div>
<div class="plan">
    <h3>Enterprise Plan</h3>
    <div class="price">$50<span>/day</span></div>
    <ul>
        <li>Access to all features</li>
        <li>24/7 support</li>
        <li>Premium support</li>
        <li>Customized travel packages</li>
    </ul>
    <a href="contact.html" class="button">Sign Up</a>
</div>
</div>
</div>
</section>
<footer>
    <div class="container">
        <p>&copy; 2023 UncoverNCR</p>
    </div>
</footer>
</body>
</html>
```

>Contact :

The screenshot shows a web form titled "Contact Us" with a dark header bar containing links for Home, Destinations, Activities, and Contact. The form itself is white and contains the following elements:

- Contact Us**: Title of the form.
- Please fill out the form below to contact us.**: Instructional text.
- Name**: Input field with placeholder text "Enter your name".
- Email**: Input field with placeholder text "Enter your email".
- Subject**: Input field with placeholder text "Enter the subject of your message".
- Message**: Textarea with placeholder text "Enter your message".
- Submit**: Button to submit the form.

At the bottom of the form, there is a copyright notice: "© 2023 UncoverNCR. All rights reserved."

```
<!DOCTYPE html>
<html lang="en">
<head>
  <meta charset="UTF-8">
  <title>Contact Us - Tourism Website</title>
</head>
<style>
  * {
    box-sizing: border-box;
  }

  body {
    margin: 0;
    font-family: Arial, sans-serif;
  }

  header {
    background-color: #333;
    color: #fff;
    padding: 20px;
  }

  nav ul {
    margin: 0;
    padding: 0;
    list-style: none;
    display: flex;
    justify-content: space-between;
  }
```

```
nav ul li {
    margin: 0 10px;
}
nav ul li a {
    color: #fff;
    text-decoration: none;
}

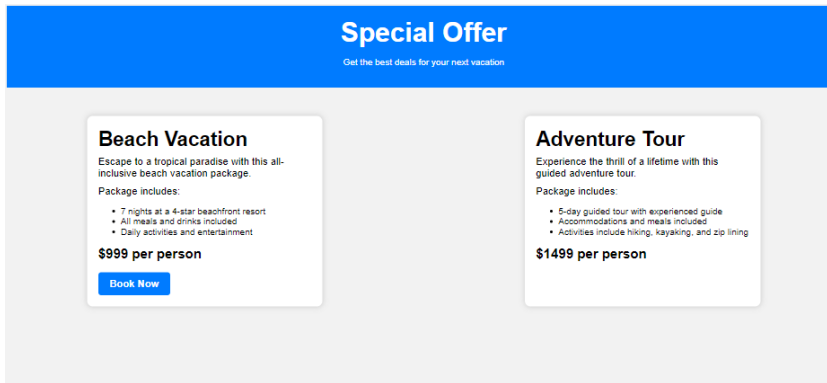
main {
    max-width: 800px;
    margin: 0 auto;
    padding: 20px;
}
.contact-form {
    margin-bottom: 40px;
}
.contact-form h1 {
    margin-bottom: 10px;
}
.contact-form p {
    margin-bottom: 20px;
}
.contact-form label {
    display: block;
    margin-bottom: 5px;
    font-weight: bold;
}
.contact-form input,
.contact-form textarea {
    padding: 10px;
    margin-bottom: 20px;
    border-radius: 5px;
    border: none;
    box-shadow: 0 2px 5px rgba(0, 0, 0, 0.1);
}
.contact-form input[type="submit"] {
    background-color: #4CAF50;
    color: white;
    cursor: pointer;
```



```
}
</style>

<body>
  <header>
    <nav>
      <ul>
        <li><a href="index.html">Home</a></li>
        <li><a href="https://www.thrillophilia.com/places-to-visit-in-delhi">Destinations</a></li>
        <li><a href="#">Activities</a></li>
        <li><a href="contact.html">Contact</a></li>
      </ul>
    </nav>
  </header>
  <main>
    <section class="contact-form">
      <h1>Contact Us</h1>
      <p>Please fill out the form below to contact us.</p>
      <form action="#" method="POST">
        <label for="name">Name</label>
        <input type="text" id="name" name="name" placeholder="Enter your name">
        <label for="email">Email</label>
        <input type="email" id="email" name="email" placeholder="Enter your email">
        <label for="subject">Subject</label>
        <input type="text" id="subject" name="subject" placeholder="Enter the subject of your message">
        <label for="message">Message</label>
        <textarea id="message" name="message" placeholder="Enter your message"></textarea>
        <button type="submit">Submit</button>
      </form>
    </section>
  </main>

  <footer style="display: flex; align-items: center; justify-content: center;">
    <p>&copy; 2023 UncoverNCR. All rights reserved.</p>
  </footer>
</body>
</html>
```

>Offers Page:

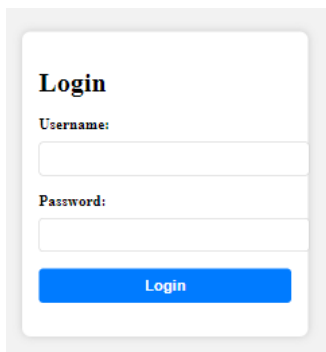
```

<!DOCTYPE html>
<html>
<head>
  <title>Special Offer | My Tourism Agency</title>
  <style>
    /* CSS for the offer page */
    body {
      background-color: #f2f2f2;
      font-family: Arial, sans-serif;
    }
    header {
      background-color: #007bff;
      color: #fff;
      padding: 20px;
      text-align: center;
    }
    h1 {
      font-size: 48px;
      margin: 0;
    }
    .offer-container {
      max-width: 1200px;
      margin: 50px auto;
      display: flex;
      flex-wrap: wrap;
      justify-content: space-between;
    }
    .offer {
      width: calc(33.33% - 20px);

```

```
background-color: #fff;
padding: 20px;
border-radius: 10px;
box-shadow: 0px 0px 10px #ccc;
margin-bottom: 30px;
}
.offer:hover {
transform: translateY(-5px);
box-shadow: 0px 5px 10px #ccc;
}
.offer h2 {
font-size: 36px;
margin: 0;
margin-bottom: 10px;
}
.offer p {
font-size: 18px;
margin: 0;
margin-bottom: 10px;
}
.offer .price {
font-size: 24px;
font-weight: bold;
margin: 0;
margin-bottom: 20px;
}
.offer .button {
display: inline-block;
padding: 10px 20px;
font-size: 18px;
font-weight: bold;
background-color: #007bff;
color: #fff;
border: none;
border-radius: 5px;
text-decoration: none;
}
.offer .button:hover {
background-color: #0069d9;
}
```

```
</style>
</head>
<body>
  <header>
    <h1>Special Offer</h1>
    <p>Get the best deals for your next vacation</p>
  </header>
  <div class="offer-container">
    <div class="offer">
      <h2>Beach Vacation</h2>
      <p>Escape to a tropical paradise with this all-inclusive beach vacation package.</p>
      <p>Package includes:</p>
      <ul>
        <li>7 nights at a 4-star beachfront resort</li>
        <li>All meals and drinks included</li>
        <li>Daily activities and entertainment</li>
      </ul>
      <p class="price">$999 per person</p>
      <a href="#" class="button">Book Now</a>
    </div>
    <div class="offer">
      <h2>Adventure Tour</h2>
      <p>Experience the thrill of a lifetime with this guided adventure tour.</p>
      <p>Package includes:</p>
      <ul>
        <li>5-day guided tour with experienced guide</li>
        <li>Accommodations and meals included</li>
        <li>Activities include hiking, kayaking, and zip lining</li>
      </ul>
      <p class="price">$1499 per person</p>
    </div>
  </div>
</body>
```

> Login Page:A login form titled "Login" is displayed. It features two input fields: "Username:" and "Password:". Below the password field is a blue button labeled "Login". The form is centered on a light gray background.

```
<!DOCTYPE html>
<html>
<head>
<title>Tourism Login</title>
<style>
/* CSS for the login form */
body {
background-color: #f2f2f2;
}
.login-form {
max-width: 300px;
margin: 50px auto;
padding: 20px;
background-color: #fff;
border-radius: 10px;
box-shadow: 0px 0px 10px #ccc;
}
.form-group {
margin-bottom: 20px;
}
.form-group label {
display: block;
font-size: 18px;
font-weight: bold;
margin-bottom: 10px;
}
.form-group input {
width: 100%;
padding: 10px;
font-size: 16px;
border: 1px solid #ccc;
```

```
        border-radius: 5px;
    }
    .form-group button {
        display: block;
        width: 100%;
        padding: 10px;
        font-size: 18px;
        font-weight: bold;
        background-color: #007bff;
        color: #fff;
        border: none;
        border-radius: 5px;
    }
    .form-group button:hover {
        background-color: #0069d9;
    }
</style>
</head>
<body>
    <div class="login-form">
        <h1>Login</h1>
        <form>
            <div class="form-group">
                <label for="username">Username:</label>
                <input type="text" id="username" name="username" required>
            </div>
            <div class="form-group">
                <label for="password">Password:</label>
                <input type="password" id="password" name="password" required>
            </div>
            <div class="form-group">
                <button type="submit">Login</button>
            </div>
        </form>
    </div>
</body>
</html>
```

>CSS Code:

```
*{
  margin: 0;
  padding: 0;
  box-sizing: border-box;
}

.align-item-center{
  display: flex;
  align-self: center;
  align-content: center;
  justify-content: center;
}

.cross{
  background: transparent;
  height: 36px;
  width: 7%;
  margin: 15% 86%;
}

.cross1,.cross2{
  background-color:rgb(46, 46, 238);
  width: 42px;
  height: 5px;
  margin: -14% 0%;
  border-radius: 8px;
}

#Cros1{
  transform: rotate(43deg);
}

#Cros2{
  transform: rotate(-45deg);
}

.left-bar{
  transform: translateX(-100%);
  position: absolute;
  background:rgb(218, 228, 233);
  width: 40%;
  height: 100%;
  z-index: 2;
  transition: all 0.4s;
}

ul{
  display: flex;
  flex-direction: column;
}

.left-bar ul{
  display: flex;
  flex-direction: column;
  margin: -10% 0%;
}

.left-bar ul li {
```

```
list-style: none;
padding: 16px 20px;
font-size: 17px;
font-family: 'Segoe UI', Tahoma, Geneva, Verdana, sans-serif;
font-weight: 600;
border-bottom: 1px solid rgb(235, 230, 230);
text-decoration: none;
}
.left-bar ul li a{
text-decoration: none;
color: black;
}
.left-bar ul a li: hover{
color: rgb(46, 46, 238);
cursor: pointer;
}
.left-bar .btn{
display: flex;
font-size: 14px;
border-radius: 6px;
padding: 15px 25px;
margin: 7% 5%;
font-family: 'Lucida Sans', 'Lucida Sans Regular', 'Lucida Grande', 'Lucida Sans Unicode', Geneva,
Verdana, sans-serif;
font-weight: 700;
color: white;
background: rgb(33, 58, 245);
width: 98px;
cursor: pointer;
transition: all 0.7s;
text-decoration: none;
}
.left-bar a: hover{
color: rgb(33, 58, 245);
}
.left-bar .btn: hover{
color: rgb(33, 58, 245);
background-color: white;
}

/* Navigation bar */
.navbar{
display: flex;
border: 1px solid rgba(226, 226, 226, 0.768);
padding: 12px 120px;
justify-content: space-between;
padding-bottom: 15px;
box-shadow: 2px 3px 17px rgb(33 58 245);
}
/* .navbar img{
position: absolute;
height: 35px;
margin-left: 12%;
}
```



```
    cursor: pointer;
} */

.name{
  display: flex;
}
.Links{
  display: flex;
  align-items: center;
}
.uncover {
  font-family: 'Trebuchet MS', 'Lucida Sans Unicode', 'Lucida Grande', 'Lucida Sans', Arial, sans-serif;
  font-size: 2rem;
  padding: 0 2px;
}

.NCR {
  font-family: 'Trebuchet MS', 'Lucida Sans Unicode', 'Lucida Grande', 'Lucida Sans', Arial, sans-serif;
  font-size: 2rem;
  color: rgb(33, 58, 245);
  padding: 1px;
}

.navbar ul{
  display: contents;
}
.navbar ul li {
  list-style: none;
  padding: 0px 20px;
  font-size: 17px;
  font-family:'Segoe UI', Tahoma, Geneva, Verdana, sans-serif;
  font-weight:600;
  text-decoration: none;
}
.navbar ul li a{
  text-decoration: none;
  color: black;
}
.navbar ul li:hover{
  color: rgb(46, 46, 238);
  cursor: pointer;
}
.navbar .btn{
  display:flex;
  align-self: flex-end;
  position: relative;
  top: 0px;
  font-size: 14px;
  border-radius: 6px;
  padding: 15px 25px;
  margin-left: 40px;
  font-family: 'Lucida Sans', 'Lucida Sans Regular', 'Lucida Grande', 'Lucida Sans Unicode', Geneva,
  Verdana, sans-serif;
```

```
font-weight: 700;
color: white;
background: rgb(33, 58, 245);
width: 98px;
cursor: pointer;
transition: all 0.7s;
text-decoration: none;
}
.navbar a:hover{
color:rgb(33, 58, 245);
background-color: white;
}
/* Slide-Bar */
.slidebar{
visibility: hidden;
position: absolute;
left: 2px;
display: flex;
align-items: center;
justify-content: center;
margin-top: 11px;
}

.spin{
height: 5px;
background-color: blue;
width: 32px;
border-radius: 291px;
}
.spin.mid,.spin.bottom{
margin-top: 3px;
}
#Top,#bot{
transition: all 0.2s;
}

/* SECTION-1 */

.content{
display: flex;
margin-top: 195px;
}

/* text-area */
.text-area{
font-size: 1.7rem;
font-family:'Trebuchet MS', 'Lucida Sans Unicode', 'Lucida Grande', 'Lucida Sans', Arial, sans-serif;
margin-left: 0px;
width: 453px;
margin-top: 40px;
}
.h2{
```

```
display: flex;
flex-direction: column;
font-size: 50px;
margin-bottom: 20px;
}
.h5{
font-size: 1.2rem;
font-weight: 100;
margin-bottom: 20px;
}

.btn1{
font-size: 14px;
border-radius: 6px;
padding: 15px 25px;
font-family: 'Lucida Sans', 'Lucida Sans Regular', 'Lucida Grande', 'Lucida Sans Unicode', Geneva,
Verdana, sans-serif;
font-weight: 700;
color: white;
background: rgb(33, 58, 245);
width: auto;
cursor: pointer;
transition: all 0.7s;
text-decoration: none;
}
.btn1:hover{
color:rgb(33, 58, 245);
background-color: white;
}
.btn2{
font-size: 14px;
border-radius: 6px;
padding: 15px 25px;
margin-left: 40px;
font-family: 'Lucida Sans', 'Lucida Sans Regular', 'Lucida Grande', 'Lucida Sans Unicode', Geneva,
Verdana, sans-serif;
font-weight: 500;
border: 2px solid rgb(33, 58, 245);
color: rgb(33, 58, 245);
width: 98px;
cursor: pointer;
transition: all 0.7s;
text-decoration: none;
}
.btn2:hover{
color:white;
background-color: rgb(33, 58, 245);
}

/* image-area */

.img-cont{
width: 436px;
```

```
height: 386px;
margin-left: 210px
}
.img-cont img{
height: 380px;
}

/* Border-Area */

.border1{
width: 100%;
border-top: 2px dashed #ebebeb;
position: relative;
z-index: 1;
margin-top: 100px;
margin-bottom: 100px;
}

/* Animation-area */
.box1{
position: absolute;
top: 20%;
left: 10%;
width: 20px;
height: 20px;
border: 3px solid #3f43fd;
border-radius: 0.35rem;
background-color: transparent;
z-index: 1;
animation: box linear 5s infinite;
}
@keyframes box {
from{ transform: rotate(0deg);}
to{transform: rotate(360deg);}
}

#b2{
position: absolute;
top: 40%;
left: 84%;
}
#b3{
position: absolute;
top: 86%;
left: 47%;
}
#b4{
position: absolute;
top: 27%;
left: 67%;
}
.circle{
Md Minhaz
```

```
position: absolute;
top: 20%;
left: 10%;
width: 20px;
height: 20px;
border: 3px solid red;
border-radius: 100%;
background-color: transparent;
z-index: 1;
animation: gola linear 5s infinite;
}
@keyframes gola {
from{ transform: rotate(0deg);}
to{transform: rotate(360deg);}
}
#c1{
position: absolute;
top: 36%;
left: 46%;
}
#c2{
position: absolute;
top: 80%;
left: 4%;
}
/* Section->2 */

.container2{
display: flex;
flex-direction: column;
margin-top: 0px;
}
.button{
padding: 4px 9px;
font-family: 'Trebuchet MS', 'Lucida Sans Unicode', 'Lucida Grande', 'Lucida Sans', Arial, sans-serif;
color: white;
display: inline-block;
font-size: 1.2rem;
margin: 20px auto;
width: auto;
background-color: rgb(30, 30, 251);
border-radius: 7px;
border: 1px solid blue;
}
.heading{
font-family: 'Trebuchet MS', 'Lucida Sans Unicode', 'Lucida Grande', 'Lucida Sans', Arial, sans-serif;
font-size: 2.4rem;
color: white;
}
.line{
background: linear-gradient(to right,#e24997,#2d2ed4);
height: 5px;
width: 120px;
```

```
border-radius: 10px;
margin: 40px;
}

/* Section-1( Grid - part ) */
.S1{
display: flex;
/* overflow-x: hidden; */
flex-direction: column;
padding-bottom: 130px;
}

.box-cont{
display: grid;
width: 77%;
}
.pic{
background: rgba(220, 220, 220, 0.612);
height: 65px;
width: 65px;
border-radius: 100%;
}
.Pic{
background: #3f43fd;
height: 65px;
width: 65px;
border-radius: 100%;
}
.box-cont .box{
display: flex;
flex-direction: column;
width: 460px;
}
.box-cont h3{
font-family: 'Trebuchet MS', 'Lucida Sans Unicode', 'Lucida Grande', 'Lucida Sans', Arial, sans-serif;
font-size: 1.4rem;
margin: 20px;
}
.box-cont h5{
font-family: 'Trebuchet MS', 'Lucida Sans Unicode', 'Lucida Grande', 'Lucida Sans', Arial, sans-serif;
font-size: 1rem;
color: rgb(102, 101, 101);
}
.home2{
justify-content: center;
margin-left: auto;
display: grid;
width: 92%;
grid-gap: 10%;
grid-template-columns: 2;
grid-template-columns: repeat(auto-fit,minmax(500px,1fr));
}
.box-cont #P1::after{
```

```
content: "";
background: url("../pic1-removebg-preview.jpeg") no-repeat center;
height: 100%;
width: 120%;
background-size: 60%;
z-index: 1;
}
.box-cont #P2::after{
content: "";
/* position: absolute; */
background: url("../pic4-removebg-preview.png") no-repeat center;
height: 100%;
width: 120%;
background-size: 60%;
z-index: 1;
}
.box-cont #P3::after{
content: "";
/* position: absolute; */
background: url("../pic5-removebg-preview.png") no-repeat center;
height: 100%;
width: 120%;
background-size: 60%;
z-index: 1;
}
.box-cont #P4::after{
content: "";
/* position: absolute; */
background: url("../pic6-removebg-preview.png") no-repeat center;
height: 100%;
width: 120%;
background-size: 60%;
z-index: 1;
}
.box-cont #P5::after{
content: "";
/* position: absolute; */
background: url("../pic3-removebg-preview.png") no-repeat center;
height: 100%;
width: 120%;
background-size: 60%;
z-index: 1;
}
.box-cont #P6::after{
content: "";
/* position: absolute; */
background: url("../pic2-removebg-preview.png") no-repeat center;
height: 100%;
width: 120%;
background-size: 60%;
z-index: 1;
}
```

```
/* Section-2 */
```

```
.S2{
  background-color: #0d1399;
  height: 800px;
  margin-top: 8%;
  margin-bottom: 300px;
  z-index: 1;
}
#S22{
  background-image: url("../video-bottom.png");
  background-repeat: no-repeat;
}
.Top{
  display: flex;
  flex-direction: column;
}

.box3-1{
  display: flex;
}
.Box1{
  padding-top: 50px;
}
.H3{
  font-family: 'Trebuchet MS', 'Lucida Sans Unicode', 'Lucida Grande', 'Lucida Sans', Arial, sans-serif;
  font-size: 1.3rem;
  width: 200%;
  color: white;
}
.H5{

  font-family: 'Trebuchet MS', 'Lucida Sans Unicode', 'Lucida Grande', 'Lucida Sans', Arial, sans-serif;
  font-size: 1rem;
  font-weight: 100;
  color: rgb(205, 204, 204);
  line-height: 1.4rem;
  margin-top: 10px;
  width: 150%;
  margin-bottom: 20px;
}
.text{
  width: 33.33335%;
  margin: 0px 25px;
}
.part-2{
  display: flex;
  margin-left: 7%;
  margin-right: 6%;
  margin-top: 80px;
}
```

```
/* Section-3 */
```



```
.S3 .img-text{
  display: flex;
  margin-left: 20%;
  margin-top: -12%;
  margin-bottom: 1%;
}

.image{
  height: 80%;
  width: 35%;
  margin-top: 40px;
  margin-right: 20px;
}

.head{
  font-family: 'Trebuchet MS', 'Lucida Sans Unicode', 'Lucida Grande', 'Lucida Sans', Arial, sans-serif;
  font-size: 2.3rem;
}

.about-head{
  font-size: 1rem;
  font-weight: 100;
  line-height: 1.4rem;
  margin-top: 16px;
  color: rgb(121, 121, 121);
}

.extra{
  font-family: 'Trebuchet MS', 'Lucida Sans Unicode', 'Lucida Grande', 'Lucida Sans', Arial, sans-serif;
  font-size: 1.7rem;
  padding: 20px 20px;
}

/* Section-4 */

.CONTAINER{
  display: flex;
  flex-direction: column;
}

.About-head{
  font-size: 1.1rem;
  font-family: 'Trebuchet MS', 'Lucida Sans Unicode', 'Lucida Grande', 'Lucida Sans', Arial, sans-serif;
  font-weight: 100;
  line-height: 1.2rem;
  margin-top: 16px;
  color: rgb(105, 104, 104);
}

#but1{
  margin-top: 60px;
}

#but2{
  margin-top: 60px;
}
```

```
/* Section-5 */
```

```
.S5{
  background-color: #141cb4;
  height: 1200px;
  margin-top: 0%;
  margin-bottom: 300px;
  z-index: 1;
  background-image: url("../testimonial-bottom.png");
  background-repeat: no-repeat;
}
.about-Head{
  font-family: 'Trebuchet MS', 'Lucida Sans Unicode', 'Lucida Grande', 'Lucida Sans', Arial, sans-serif;
  font-size: 1rem;
  color: rgb(174, 174, 174);
  line-height: 1.3rem;
}
#temp{
  padding-top: 5%;
  padding-bottom: 1%;
}
.last{
  display: flex;
  flex-direction: column;
}
.slide-box{
  display: flex;
  flex-direction: column;
  height: 320px;
  border-radius: 8px;
  width: 90vh;
  background-color: white;
  overflow: hidden;
}
.slider{
  margin-top: 100px;
  margin-bottom: 100px;
}
.card-cont{
  display: flex;
  overflow: hidden;
  animation: slider 15s ease-in-out infinite;
}
}
@keyframes slider {
  0% {transform: translateX(34%);}
  30% {transform: translateX(34%);}
  40% {transform: translateX(0%);}
  70% {transform: translateX(0%);}
  75% {transform: translateX(-34%);}
  100% {transform: translateX(-34%);}
```

```
}
.card-1{
  flex-direction: column;
  padding: 30px;
  position: relative;

}
.card-2{
  display: flex;
  flex-direction: column;
}
.card-3{
  display: flex;
  flex-direction: column;
}
#c-1,#c-2,#c-3{
  margin: 0px 20px;
  width: 525px;
  height: 100%;
}

.dots{
  display: inline-flex;
  margin-top: 30px;
  margin-bottom: 30px;

}
.dot{
  height: 10px;
  width: 10px;
  margin: 6px;
  border-radius: 50%;
  background: #0d1399;
  transition: all 0.3s;
}
.dot:hover{
  background: rgb(241, 210, 13);
  cursor: pointer;
}
.dot:active{
  background: rgb(241, 210, 13);
}
.views{
  font-family: 'Trebuchet MS', 'Lucida Sans Unicode', 'Lucida Grande', 'Lucida Sans', Arial, sans-serif;
  font-size: 1rem;
  color: rgb(149, 147, 147);
  margin-top: 13px;
  font-weight: 100;
}
.blue-text {
  font-family: 'Trebuchet MS', 'Lucida Sans Unicode', 'Lucida Grande', 'Lucida Sans', Arial, sans-serif;
  font-size: 1.6rem;
  color: #1119b9;
```

```
margin-top: 30px;
font-weight: 900;
}

/* Footer */

.Last-Div{
  display: flex;
}
.l1 ,.l2{
  display: flex;
}
.f1{
  display: flex;
  flex-direction: column;
  width: 400px;
}
.f2{
  display: flex;
  flex-direction: column;
  margin-left: 50px;
}
.f3{
  display: flex;
  flex-direction: column;
  margin-left: 100px;
  margin-right: 60px;
}
.f4{
  display: flex;
  flex-direction: column;
  width: 300px;
}

footer .f1 .hb{
  position: absolute;
  height: 35px;
  margin-left: -2px;
  cursor: pointer;
  margin-top: -180px;
}
footer{
  margin-top: -100px;
  margin-left: 70px;
  margin-bottom: 150px;
}

.for-font{
  font-family: 'Trebuchet MS', 'Lucida Sans Unicode', 'Lucida Grande', 'Lucida Sans', Arial, sans-serif;
  font-size: 1.1rem;
  color: rgb(130, 127, 127);
  margin-top: 13px;
  font-weight: 600;
```

```
text-decoration: none;
}
.for-font-head{
font-family: 'Trebuchet MS', 'Lucida Sans Unicode', 'Lucida Grande', 'Lucida Sans', Arial, sans-serif;
font-size: 1.4rem;
color:black;
font-weight: 600;
}
li{
list-style: none;
}
#EndLinks:hover{
color: rgb(26, 79, 238);
cursor: pointer;
}
```

>JavaScript Code:

```
// Slider Area :-

var slide = document.getElementsByClassName("card-cont")[0];

let dot1 = document.getElementsByClassName("dot")[0];
let dot2 = document.getElementsByClassName("dot")[1];
let dot3 = document.getElementsByClassName("dot")[2];

let dot=[dot1,dot2,dot3]
dot1.onclick = function (){
    slide.style.transform="translateX(34%)";
}
dot2.onclick = function (){
    slide.style.transform="translateX(0%)";
}
dot3.onclick = function (){
    slide.style.transform="translateX(-34%)";
}

// Slider Dots Area :-
if(slide.style.transform="translateX(0%)")
{
    dot2.style.background="rgb(241, 210, 13)"
}
// sidebar:-
let leftBar=document.getElementsByClassName("left-bar")[0];
let side=document.getElementsByClassName('slide')[0];
let cross=document.getElementsByClassName('cross')[0];

let Top=document.getElementById('Top');
let mid=document.getElementById('mid');
let bot=document.getElementById('bot');
side.onclick = function () {
    // mid.style.visibility="hidden";
    // Top.style.transform="rotateZ(44deg)";
    // bot.style.transform="rotateZ(-45deg)";
    // bot.style.margin="-13px 1px";
    // side.style.marginTop="9px";
    // Top.style.width="42px";
    // bot.style.width="42px";
    leftBar.style.transform="translateX(0%)";
}

cross.onclick=function(){

    leftBar.style.transform="translateX(-100%)";
}
```

Testing

Testing is the process of executing then programs with the intention of finding out errors. During the process, the project is executed with set of test and the output of the website is evaluated to determine if the project is performing as expected. Testing makes a logical assumption that if all 16 the parts of the module are correct then goal will be successfully achieved.

Testing includes after the completion of the coding phase. The project was tested from the very beginning and also at each step by entering different type of data. In the testing phase some mistakes were found, which did not come to knowledge at the time of coding the project. Then changes were made in the project coding so that it may take all the relevant data and gives the required result. All the forms were tested one by one and made all the required changes. Testing is vital to the success of the system. Testing makes a logical assumption that if all the parts of the system are correct, the goal will be successfully achieved. A small system error can conceivably explode into a much larger problem.

Effective testing early in the process translates directly into long-term cost savings from a reduced number of errors. For the verification and validation of data various-nesting task are performed. Testing is itself capable of finding the syntactical mistakes in the system but user need to test the system for logical checking.

1 LEVELS OF TESTING The aim of the testing process is to identify all the defects in the website. It is not practical to test the website with respect to each value that the input request data may assume. Testing provides a practical way of reducing defects in the website and increasing the user's confidence in a developed system. Testing consists of subjecting the website to a set of test inputs and observing if the program behaves as expected. If the program fails to Testing behave as expected then conditions under which failure occurs are noted for later debugging and correction. The following things are associated with testing:

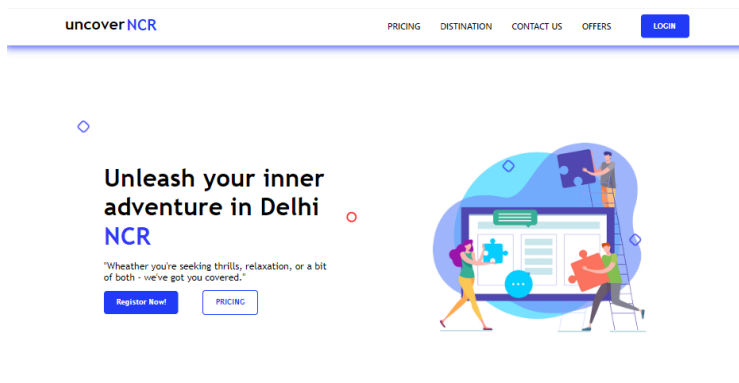
Failure is a manifestation of an error. But the mere presence of an error may not necessarily lead to a failure. A test case is the triplet [I, S, O] where I am data input to the system. S is the state of the state of the system at which the data is input, O is the expected output of the system A test suite is the set of all test cases with which a given software product is to be tested.

2 FUCTIONAL TESTING Here the system is a black box whose behaviour is determined by studying its inputs and related outputs. The key problem is to select the inputs that have a huge probability of being members of a set-in may case; the selection of these test cases is based on the previous studies.

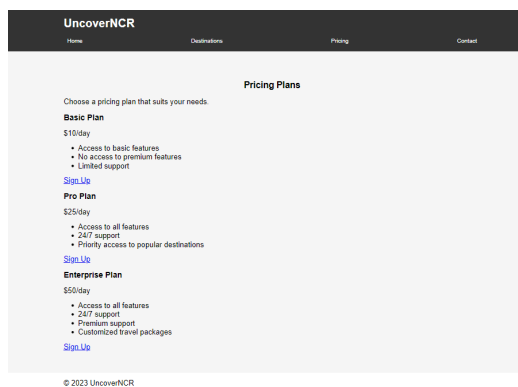
3 STRUCTURAL TESTING A great deal can be learnt about the strength and the limitation of the application by examinee the manner in which the system breaks. This type of testing has two limitations. It tests failure behaviour of the system circumstances may arise through an unexpected combination of events where the node placed on the system exceeds the maximum anticipated load. The structure of each module was checked at every step. Some structures were firstly wrong, which came to notice at the time of the connectivity.

4 UNIT TESTING In unit testing the entire individual functions and modules were tested independently. By following this strategy all the error in coding were identified and corrected. This method was applied in combination with the white and black box testing techniques to find the errors in each module. Unit testing is normally considered an adjunct to the coding step. Unit test case design was started after source level code had been developed, reviewed, and verified for correct syntax. A review of design information provides guidance for establishing test cases that were likely to uncover errors in each of the categories discussed above. Each test case was coupled with a set of expected results.

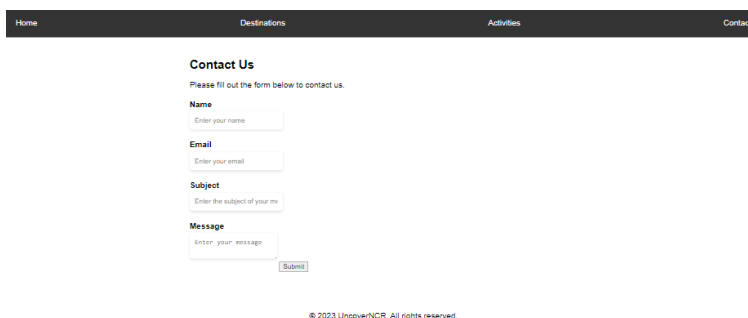
1. Home Page:



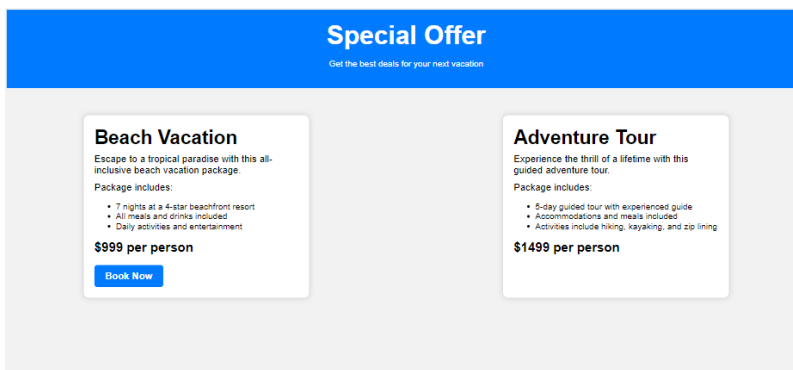
i) Pricing Page:



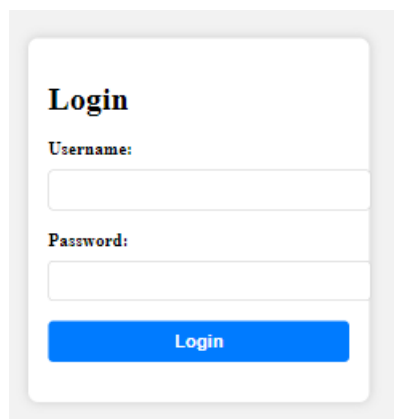
iii) Contact page:



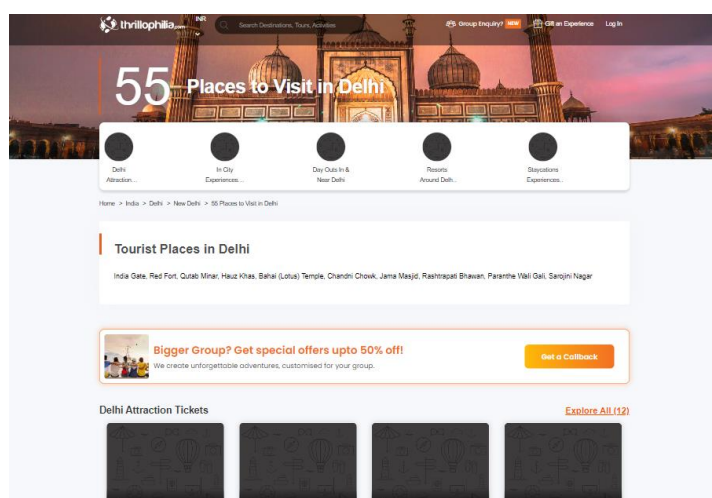
iv) Offers Page:



iv) Login Page:



iv) Destination Page:



Conclusion and future scope

In conclusion, the UncoverNCR project has successfully leveraged the power of web technologies, including HTML, CSS, and JavaScript, to create a user-friendly tourism application for exploring the vibrant and diverse tourist spots in Delhi and the surrounding NCR region. The application provides an engaging and interactive experience for users, allowing them to discover and plan their visits to various attractions seamlessly.

Through the project, we have addressed the need for a centralized platform that not only showcases popular tourist destinations but also provides valuable information about each location. The responsive design ensures accessibility across various devices, enhancing the user experience. The use of JavaScript has facilitated dynamic content updates and improved the overall interactivity of the application.

The feedback received during the development and testing phases has been positive, indicating the project's potential to cater to the needs of tourists and locals alike. It has been a rewarding experience to combine creativity and technology to contribute to the tourism sector.

Looking ahead, UncoverNCR has substantial potential for further enhancement and expansion. Future iterations could incorporate advanced features such as real-time updates on crowd density, weather conditions, and events happening in the region. Integration with mapping APIs could enable users to plan routes efficiently, optimizing their travel experience.

In conclusion, the future scope of UncoverNCR lies in continual innovation and adaptation to emerging technologies, ensuring it remains a valuable tool for both seasoned travelers and those exploring the Delhi NCR region for the first time. This project lays the foundation for a dynamic and evolving tourism platform with the potential to shape the way people experience and explore the rich cultural and historical heritage of Delhi and its surroundings.

References

◆ Websites

1. www.stackoverflow.com
2. www.geeksforgeeks.com
3. www.github.com
4. www.w3schools.com

◆ YouTube

1. College Wallah
2. Code with Harry
3. Thapa Technical

